




### Instructions

1. Set Printer to "Print on Both Sides"
2. Print both pages on one sheet of paper: front and back
3. Cut out the card along the **GRAY DASHED LINE**
4. Fold card in half at **BLUE ARROW**
5. Fold card in half again at **GREEN ARROW**
6. Place in purse or wallet in case of an emergency



Emergency Alert Card		
<b>This Patient Has:</b> Fibromuscular Dysplasia (FMD)		
FMDSA 2677 Lorain Road, Suite 311 North Olmsted, Ohio 44070 Email: admin@fmdsa.org Phone: (216) 834-2410		
		
<b>Patient Information</b>		
Name:		
Emergency Contact:		
Physician:		
Phone:		
Notes:		
<b>More Information on Inside of Card</b>		
<b>Allergies</b>		
Known Drug Allergies:		
Other Allergies:		
<b>Medications</b>		
Medical Condition	Medication	Dose & Frequency
Look inside for more information about fibromuscular dysplasia.		

## About Fibromuscular Dysplasia (FMD)

Fibromuscular dysplasia, commonly called FMD, which is a disease that causes one or more arteries in the body to have abnormal cell development in the artery wall. As a result, areas of beading, narrowing, aneurysms, or dissections may occur.

FMD is most commonly found in the renal, carotid and vertebral arteries. Less commonly, FMD affects the arteries to the stomach and intestines, the extremities, the intracranial arteries, and the coronary arteries. In more than one-half of people with this disease, there will be evidence of FMD in more than one artery.

The most common symptoms and signs of FMD include high blood pressure, headache, a cervical bruit, and pulsatile tinnitus. FMD can also present with very serious vascular complications. Approximately one in five FMD patients has an aneurysm in an artery and another one in five has suffered a dissection (tear) of an artery.

If a patient with FMD presents with a severe or different type of headache, severe abdominal pain or chest pain, or neurological symptoms (TIA or stroke), **vascular imaging should be obtained to evaluate for an arterial dissection or ruptured aneurysm, as clinically indicated.**

**More information can be found at: [fmdsa.org](http://fmdsa.org)**



# FMDSA

• FIBROMUSCULAR DYSPLASIA SOCIETY OF AMERICA •

**FMDSA has become the recognized leader in the support of Fibromuscular Dysplasia (FMD) awareness, education and research. We will continue to achieve our goals by successfully raising money for the purpose of awarding FMD research grants, building awareness programs, and educating the public and medical communities about FMD.**